

QUALITY & PRICE MAKES MAPLE LEAF HOMES

THE OBVIOUS CHOICE FOR

Quality 

Comfort 

Value 

Experience 

If you find another home with better value – buy it.





POINTS OF PRIDE

Compare the Difference








ALL HOMES MEET OR EXCEED

CANADA











USA

		MAPLE LEAF HOMES	2nd Choice	3rd Choice
National Building Code	Applicable Building Codes			
National Plumbing Code	State Energy Code			
National Electrical Code	National Electrical Code			
Canadian Standards Association	3rd Party Inspection (PFS)			



FLOORS

Adjustable Steel Jack Post – (not included in U.S. Models)			
Kiln-dried 2 X 8 for 24' Homes & 2 X 10 for 26' and up			
5/8" T & G Plywood Subfloor, Glued and Stapled			
Double Perimeter Joist for Added Strength			
1" x 3" Cross Bridging			
Carpet with Underpad			
Vinyl No Wax Flooring c/w 3/8" Underlay			










EXTERIOR WALLS

2" X 6" Kiln-dried Studs @ 16" o/c			
3/8" Plywood Sheathing			
Air Barrier, Installed Continuously Around Home			
R20 Fiberglass Insulation			
6 mil Vapor Barrier			
1/2" Sheetrock, Crackfilled and Primed (Off-White)			
8'0" High Walls (7'6" in New Hampshire)			
All Openings Sealed with Caulking and Foam			
Vinyl Siding			
Vinyl Shutters, Front & Sides			

INTERIOR WALLS

2" X 4" Kiln-dried Studs			
1/2" Sheetrock, Crackfilled and Primed (Off-White)			

ROOF & CEILING CONSTRUCTION

1" X 3" Strapping @ 16" o/c			
6 mil Vapor Barrier Applied Continuously			
R40 Insulation			
Engineered Roof Trusses with 4/12 Pitch (other pitches optional)			
Engineered 2x8/2x6 Rafters System on Cape Cods			
1/2" Roof Sheathing			
25 Yr. Asphalt Shingles			
1/2" Sheetrock c/w Sprayed Stucco Ceiling			
Insulation Stop at all Trusses			

Maple Leaf Homes with the aid of a computer aided design system (CAD) offers customized layouts to over 30 Retailer locations in Atlantic Canada and the New England States. Any of our designs can be modified. Our computer design system lets you make changes to any layout to suit your individual tastes in style, comfort and spaciousness without sacrificing energy efficiency.

Superior design and high quality make our floors the strongest in the industry.

2 x 8 (24' wide) or 2 x 10 (26' wide and up) kiln-dried lumber floor joist at 16" o/c, double perimeter beams, 5/8" T & G plywood with an additional underlayment under the vinyl flooring means that year in and year out you'll enjoy the luxury of quality.

Walls are constructed with 2 x 6 kiln-dried lumber, 16" o/c with full 2 x 6 top and bottom plates. Plywood exterior sheathing is installed to provide maximum air tightness.

Vinyl siding, shutters and windows insure a totally maintenance free exterior for the life of your home.

Engineered roof trusses with 4/12 pitch are designed for maximum load. (5/12, 6/12, 7/12 pitch is optional). 12/12 pitch is standard on Capes.


25 or 35 YEAR WARRANTY on 235 lb. asphalt shingles are installed to guarantee long lasting good looks for years to come.

UNDERNEATH IT ALL IS THE HIDDEN

MOTHER NATURE SET THE STANDARDS

MAPLE LEAF EXCEEDS THEM

“ Hand Crafted, Quality Built for Life ”



POINTS OF PRIDE

Compare the Difference

DOOR WINDOWS & TRIM

Residential doors and windows are installed to provide maximum ENERGY EFFICIENCY and SECURITY.

Solid wood frame kitchen cabinets with oak doors will provide you with years of beauty and lasting value.

Solid wood trim stained or painted provides you with warmth and beauty of wood for years to come.

All materials used in the construction of **MAPLE LEAF HOMES** are of the highest quality to assure a lifetime of comfortable living with minimum maintenance.

All our homes come installed with a Central Air Exchange system to allow your home to breathe, so that YOU can breathe easier.

This system helps eliminate condensation, stale stagnant air, pollen, dust, toxic fumes from domestic cleaning products, cigarette smoke, cooking and pet odors.

	MAPLE LEAF HOMES	2nd Choice	3rd Choice
Insulated Steel Door c/w Window & Dead Bolt – Front	★		
Insulated Steel Solid Door c/w Dead Bolt – Rear	★		
Single Hung White PVC Thermopane “Tilt Action” Windows	★		
White Colonial Raised Panel Interior Doors	★		
Brass Hardware	★		
White Wood Trim	★		
Closet Maid Wire Rack Shelving	★		
Hardwood Cabinets	★		
Post Formed Pre-finished Counter Tops	★		
Medicine Cabinet or Mirror	★		

PLUMBING

PEX Tubing for Hot and Cold Water Distribution	★		
ABS Drain and Waste Vent Systems	★		
Double Stainless Steel Kitchen Sink	★		
One Piece Shower/Tub Enclosure	★		
40 Gallon Electric Hot Water Heater (not incl. U.S. Models)	★		
Single Lever Taps Throughout	★		
Porcelain China Lavatory	★		

ELECTRICAL & VENTILATION

CSA Approved Copper Wiring Throughout (UL in USA)	★		
Ceiling Lights	★		
200 Amp Panel With Breakers (100 Amp in USA)	★		
Approved Smoke Detectors	★		
Exterior Entrance Light Fixtures and GFI Receptacle	★		
Ducted Heat Recovery Ventilator	★		
Range Hood	★		
Continuously Vented Soffits Along Sides of Home	★		
Ridge Vent – Standard	★		

RULE # 1

The Customer is our
Final Inspector

IF WE DON'T TAKE CARE OF OUR
CUSTOMER, SOMEBODY ELSE WILL.

Shipping Widths	New Hampshire	Vermont	Massachusetts
Maximum Width	Up to 28'	27'6"	27'6"
Flip Up Eaves	no	no	Over 26'
Single Box Width	14'	13'9"	13'9"
Flip Back Peak (under 6/12 pitch)	no	no	no

Note: Some Large Clear Spans Shown in Brochure May NOT Be Available)



Thank You
for choosing a MAPLE
LEAF HOME

VALUE THAT MAKES THE DIFFERENCE